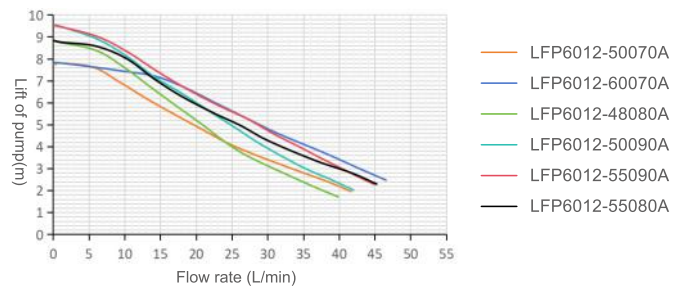
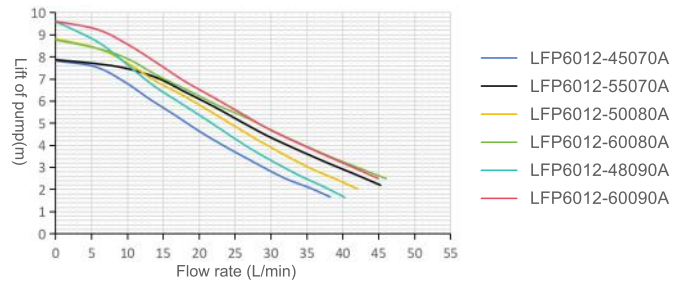


LFP60 SERIES

Brushless DC Water Pump



○ Flow Curve

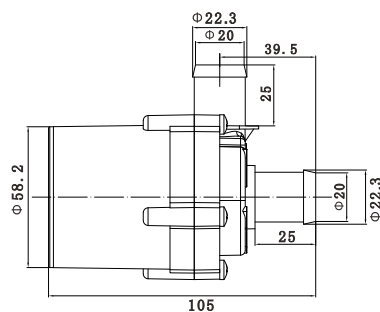
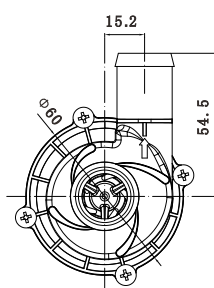


○ Working Conditions

Ambient temperature: -20~+40°C	Rated voltage: 12VDC	Insulation grade: F	IP grade: IP55 or IP68 optional
Medium temperature: -20~+60°C	Voltage range: 8~18VDC	Lifetime: 20000 hours	Medium: Cool water, hot water, and other fluid

○ Specifications

Model	Selections	Rated voltage (VDC)	Max. Flow rate (L/min)	Max. Lift of pump (m)	Max. Current (A)	Max. Power (W)	Controls
LFP6012 Series	LFP6012-45070A	12	45	7	3.7	44	<ul style="list-style-type: none"> · FG Signal · 0-5V speed regulation · PWM speed regulation
	LFP6012-50070A	12	50	7	4.0	48	
	LFP6012-55070A	12	55	7	4.7	56	
	LFP6012-60070A	12	60	7	5.6	67	
	LFP6012-48080A	12	48	8	4.7	56	
	LFP6012-50080A	12	50	8	4.7	56	
	LFP6012-55080A	12	55	8	4.7	56	
	LFP6012-60080A	12	60	8	5.6	67	
	LFP6012-48090A	12	48	9	5.0	60	
	LFP6012-50090A	12	50	9	5.5	66	
	LFP6012-60090A	12	60	9	6.2	75	
	LFP6012-55090A	12	55	9	5.5	66	



Connections:

Standard outlet DN20, inlet DN20.
It can be customized others as per request.